


Buyers Guide

Your 9-step cheat sheet to O365 Contact Syncing Software




Business users need to access accurate, up-to-date Microsoft Office 365 shared contacts and calendars on smartphones at all times. Use the following nine tips to readily identify and select the best contact and calendar sync solution for your business.

1.

Automated syncing

Look for a solution that syncs shared contacts and calendars en masse to all users. Avoid solutions that require a manual sync whenever there's a change to the company Office 365 Global Address List (GAL) or shared calendars. This quickly becomes unwieldy regardless the number of users.



2.

Incremental update functionality

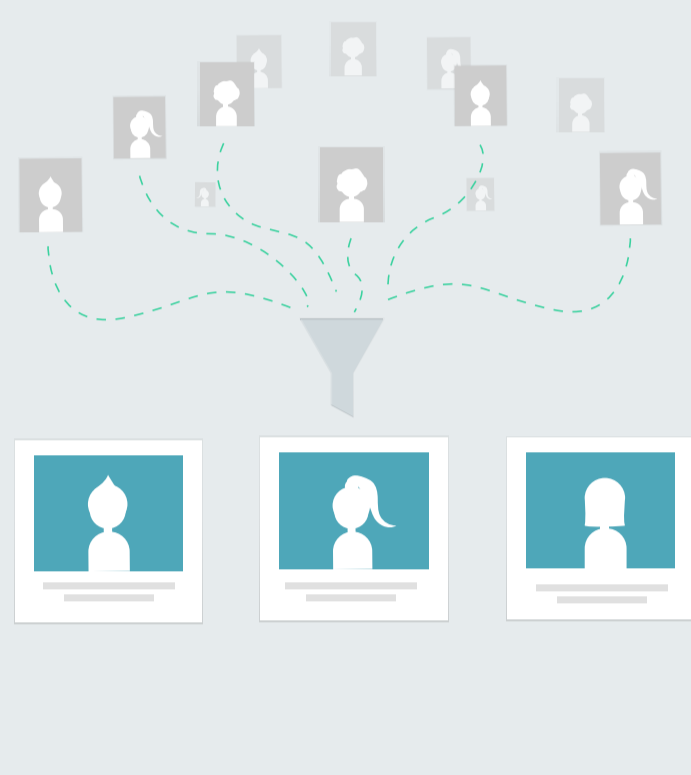
This functionality saves time and money and reduces the likelihood of errors. For example, an incremental update of a single contact change to a list of 100 contacts targeted to 100 smartphone users means 100 updates. But, without incremental updates, you'd have to re-sync all 100 contacts to all 100 users for a total of 10,000 updates.



3.

Automatic sorting and filtering of legacy data

Any solution must be able to automatically purge legacy contact folders, remove obsolete contacts, and eliminate duplicates.



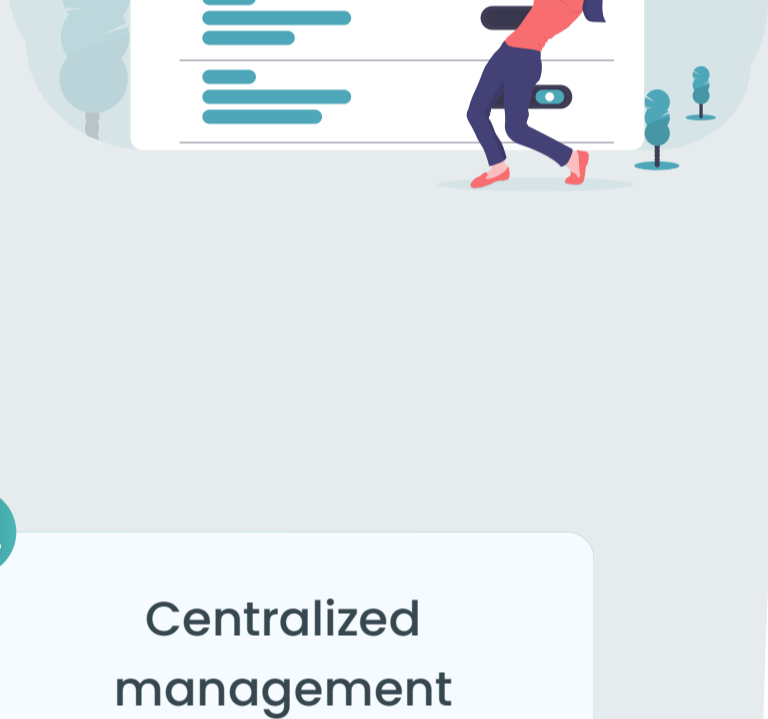
“ We were quickly and easily able to start syncing out a company phone list to all of our iPhone users. We looked for a product to do this for a very long time and even invested a ridiculous amount of money to have someone build us an Azure based app/site to do the sync, which eventually stopped working after Azure updates and changes. We are so glad that we found Cirasync. It has done exactly what we wanted it to, and I know it can do more. And it's reasonably priced. ”

CiraSync Reviewer on capterra.com

4.

Granular control over lists and users

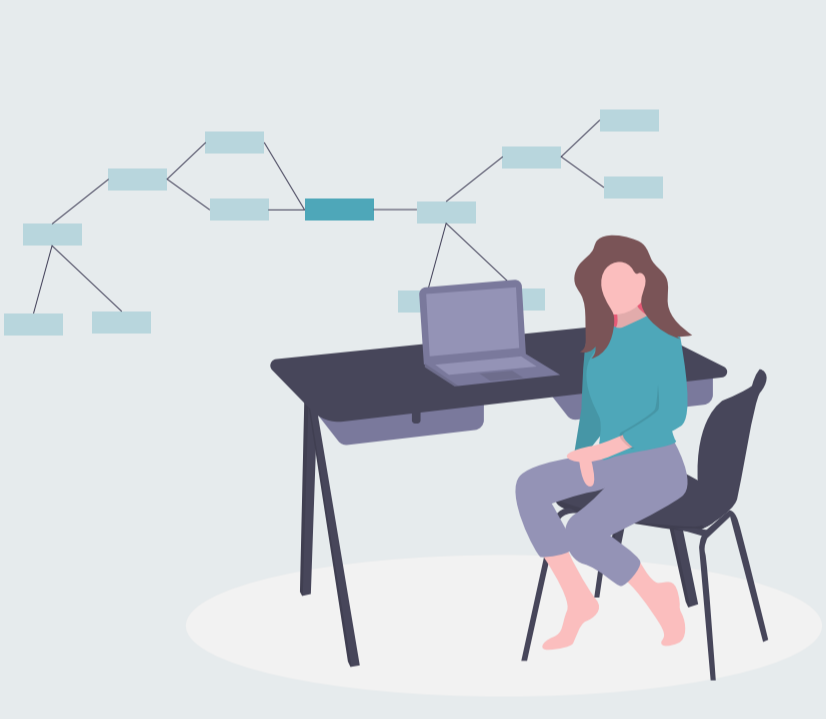
This is an important feature so that you can tailor contacts lists and shared calendars to specific groups or individuals.



5.

Centralized management

A single IT administrator needs to be able manage the solution for the entire company from a single dashboard.




“ Cirasync does an amazing job with their dashboard, the analytics, license renewal and license number, all critical information, it's all on the front page! ”

CiraSync Reviewer on g2.com

6.

No user training or client configuration necessary

Select a set-it-and-forget-it solution. No required training or client configuration are necessary, thus saving valuable time for both IT and employees.



“ Cirasync is quick and easy to set up and get running. Runs as it should with little to no intervention. ”

CiraSync Reviewer on g2.com

7.

Security and GDPR

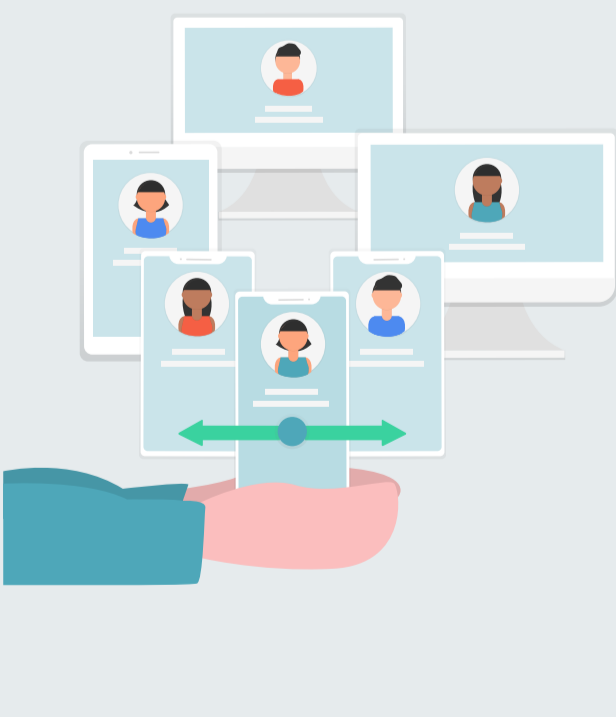
You don't want a solution that pokes holes in your company's firewall. And, make sure the solution is GDPR-compliant.



8.

Future-proofing the enterprise

Consider if the selected solution is scalable with company growth and new technologies that will be adopted in the future.



9.

Best-in-class tech support

Access to tech support can drastically affect the experience of using any product. Check for the types of support offered (online meetings, email support, and chat) and time coverage.



“ Cirasync support is amazing. They go out of their way to help you and resolve any issues or find new ways to achieve the desired results. They are in this to go far and that means keeping their clients happy and working with them all the way. Very impressive!!! ”

CiraSync Reviewer on g2.com

About Cira Apps Ltd.

Cira Apps Ltd. is a SaaS company with solutions that enhance Office 365 productivity for iPhone and Android business users. Cirasync, the flagship product, is used by more than 100,000 users at 6,000 companies around the globe to automate the syncing of contacts and shared calendars to business smartphones. The company is headquartered in San Jose, California. Learn more at www.cirasync.com.